



# SmartWiFi

Free

Protect 

Experience 

## Benefits & Features

### Over the phone support



### FREE SmartWiFi Mobile App

- Guest Network • Connected Device Info • Parental Control User Profiles
- Scheduling of Time Limits • Change Wi-Fi SSID and Password
- Network Usage – shows all devices and usage statistics
- Network Map • Bandwidth Test



### Protect SmartWiFi: Network Security

- Protect all devices connected to your Pioneer gateway
- Intrusion Blocks • Block Malicious Websites • Virus & Malware Blocks
- Security Alerts & Notifications • Threats Blocked – no action needed
- 24/7 continuous SmartHome device & network scanning
- Notification when a device connects to your network



### Experience SmartWiFi: Enhanced Experience

- Prioritize applications or specific devices • Enhanced Parental Controls
- View usage for all devices • Set time limits for specific applications
- Set Safe Search and YouTube restrictions
- Block inappropriate online categories, such as violence
- Block applications you deem inappropriate
- Plus, all Protect SmartWiFi features!



### Per Month Rate

FREE

\$3.95

\$7.95



# Quick Start Guide: Setting up your Wi-Fi and App

## GoPioneer SmartWiFi

- 1** Download the app. Search either the Apple App or Google Play Store for **'GoPioneer SmartWiFi'** or simply point your mobile device camera at the QR code to take you to the app store, then install the app on your mobile device.

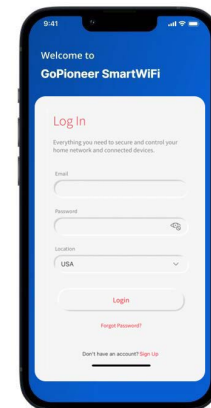


- 2** Select the **"Let's get Started"** button towards the bottom of the screen to sign up.

Let's get started

- 3** Enter your personal information. The password you enter here will be used to access the app.

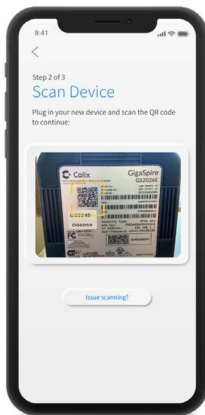
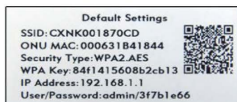
**NOTE:** Please wait at least 10 minutes after your GigaSpire has been 'turned up' before attempting step 4.



- 5** Select OK.

- 4** Tap the QR code that appears within the app. (You will be asked to allow the app to access your camera.)

Point your camera at the QR code found on the bottom of your GigaSpire, or on the sticker that came in your box (example shown).



- 6** Tap the **"Click here to skip"** text since your Wi-Fi is already working.

**Click Submit and you're all done!**



**Pioneer** GoPioneer.com  
Internet

Username: \_\_\_\_\_  
Password: \_\_\_\_\_

